



# Welcome to West Hampstead!

## Year 1 Information Evening



# Year 1 Staff

There are 2 classes in Year 1:

Severn and Tyne



Abigail Wells  
Tyne Class teacher



Madi Gray  
Severn Class teacher



Hannah Bones  
KS1 Phase Leader



Joan Lyster  
Year 1 Support Staff



Louise Emery  
Year 1 Support Staff



Greg Cooper  
Year 1 Support


# Our day:

- Each class is taught by their class teacher in groups of 30.
- Class teachers teach every subject, except PE and Art, which is taught by specialist teachers.
- A range of other professionals may also work with the children.



# Integrated Curriculum

- Foundation subjects are taught within an integrated curriculum and areas of learning are set up for children to access independently.
- Children have to complete all their 'challenges' across the week and work is presented on tapestry.
- Emphasis on independence and resilience to complete tasks to the best of their abilities.



# Year 1 Timetable

## Year 1 Generic Timetable

### TIMETABLE

TIMES	MONDAY	TUESDAY	WEDNESDAY	THURSDAY Madi (ECT) am - Greg	FRIDAY
8:50 – 9:10	Soft Start Activity	Soft Start Activity	Soft Start Activity	Soft Start Activity	Soft Start Activity
9:10 – 9:30	Integrated curriculum Roll out provision	Guided Reading	Guided Reading	Guided Reading	PPA Y1 PE
9:30 – 10:20		Maths	Maths	Maths	
10:20 – 10:35	Break	Break	Break	Break	Break
10:35 – 11:00	Snack and story	Snack and story	Snack and story	Snack and story	PPA Y1 Art
11:00 – 12:00	English	English	English	English	
LUNCH 12:00 – 13:15	Lunch / Playtime	Lunch / Playtime	Lunch / Playtime	Lunch / Playtime	Lunch / Playtime
13:15 – 13:30	Assembly	Assembly	Singing Assembly	Assembly	Assembly
13:30 – 13:55	Phonics	Phonics	Phonics	Phonics	Phonics
13:50 – 14:45	Maths	Integrated curriculum	Integrated curriculum	Integrated curriculum	Golden Time
	Afternoon play	Afternoon play	Afternoon play	Afternoon play	
15:00 – 15:20	Story time	Story time	Story time	Story time	Show & Tell



During Key Stage One children work towards the **National Curriculum Standards** for each year group.

The National Curriculum has set out standards for the children to achieve by the end of Year 2.

- **Emerging** – working towards the statement. Developing understanding in this area.
- **Expected** – achieving at the expected level for their age.

**Your child is exactly where they should be!**

- **At Greater Depth** – has obtained a greater level of understanding and is able to apply their learning in different contexts.

# Inclusion

## The Inclusion Team



Karen Filiz  
*Deputy Head teacher &  
Inclusion Leader*

# Inclusion

- If your child has additional special educational (SEN) needs, they will be supported by the Inclusion Team.
- They may have needs in the following areas:
  - Speech and Language
  - Cognition and Learning
  - Social, Emotional and Mental Health needs
  - Physical





# Inclusion

- Children who have difficulties in the following areas may need targeted support such as:
  - Group interventions
  - External professionals
  - One to one intervention
  - Additional support in the classroom
  - Referral to outside agencies



The Inclusion team have regular meetings with Teachers and Teaching Assistants to ensure all children are supported appropriately.

# Challenge for All

- This year, a particular school priority is “**Challenge for All**” – making sure that every child is pushed to take their learning as far as possible.
- This applies to **all** our children – however high or low their starting points.
- We want to remove any limits that children (or others) might place on their aspirations.

**Aim for the sky and  
you'll reach the ceiling.  
Aim for the ceiling and  
you'll stay on the floor.**



# Challenge for All in practice

- Teaching children the school values – **Aspiration, Responsibility** and **Resilience** in lessons, assemblies and in daily school life
- Handover from last year – teachers keep English and maths books from summer term to see the standard set
- Planning lessons with opportunities to go further (stretch and challenge)
- Teachers asking probing questions that make children think
- Regular meetings to look at the progress children are making
- Home learning (see next slides), including a range of reading books for the children to enjoy
- Personalised provision (when appropriate)

Aim for the sky and  
you'll reach the ceiling.  
Aim for the ceiling and  
you'll stay on the floor.

# Reading

- Reading lessons are done in a carousel where the children work with different adults each day to complete various reading tasks.
- Children change their reading books on a Friday and will be given 2-3 books to read for the week.
- Children should be reading **every day for 15-20 minutes** and commenting in their reading records. Reading records are checked daily by a member of the team.
- We also reward home reading using the reading challenge certificates.





# Reading Record Guidance




At West Hampstead, we expect all children to read at home for at least 15 – 20 minutes each day. The Reading Record is used to show the class teacher what books are being read at home and how often. Your child's book and reading record should come into school every day to be shown to an adult in school.

## Year 1 & Year 2

Children in Year 1 will bring home **phonically decodable books** matched to their reading level as well as a 'reading for pleasure' book that can be shared with them. By Year 2, your child may no longer need decodable books and will bring home **colour banded books** instead.

The supporting adult is expected to **complete the reading record daily** with the date, book name & a comment if necessary. This is a great form of home-school communication. By Year 2, you may want to encourage your child to complete some of the reading record themselves.

Books with the  sticker are an essential part of our phonics scheme so please make sure these are always returned to school.



## Questions

- Why did you choose this book? What made you think that it would be interesting?
- Catch me up on the story. What has happened so far?
- What do you think is about to happen? Why? Have you been given any clues?
- If you were that character, what would you have done in that situation?
- Do you think you would choose to be friends with the main character if they went to your school?
- Did the book end the way you expected? Would you have ended the book differently?
- Was there a problem in the book? Did it get solved?

# Diversifying the books at West Hampstead

This year we are focusing on 'Reading for Pleasure' and the diversity in the texts that are shared with and read by children at West Hampstead.

We have a large amount of amazing new books that the children will be exploring in class.

Please spend time talking to your child about the books that are **read aloud** to them in school.





Date for your diary...Wednesday 28<sup>th</sup> 3:45 – 5pm



- Author visit & book signing by Banji Alexander...see your email for how to order a copy of his book ahead of time!



- Dress up day
- Book readings
- Art sale
- Design a bookmark
- Food & drink
- Wristbands

Please see your email for lots of information about this event.

# Writing




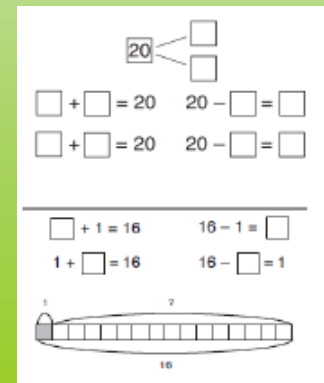
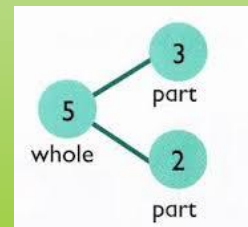
- We inspire writing through quality literature.

## Writing at Beckford:

- We encourage children to understand the **purpose** of their writing.
- We use **oracy** to allow children to articulate their ideas verbally before they write them down.
- We use **modelling** to show children the writing process.
- **Grammar** is built into our lessons.
- **Improvement** is a major part of our writing process – you will see your child's improvements in blue pen.

# Maths

- We focus on:
  - Allowing children to experience maths rather than just see it.
  - Inviting children to explore maths and assisting with problem solving.
  - Encouraging children to talk about maths and develop their understanding independently.
  - Using concrete (objects e.g. counters, cubes) then pictorial (drawing pictures to support) then abstract (numerical) methods to calculate



# West Hampstead Values:

If you have any questions about the curriculum, please contact: [admin@westhampstead.camden.sch.uk](mailto:admin@westhampstead.camden.sch.uk)  
Team

The West Hampstead Curriculum Team



## The Values 2021-22

### Aspiration



- Creativity
- Curiosity
- Communication

### Responsibility



- Citizenship
- Staying Healthy
- Organisation

### Resilience



- Confidence
- Independence
- Adaptable

### Consideration



- Kindness
- Empathy
- Respect

### Community



- Belonging
- Collaboration
- Relationships

# Autumn 1 Geography Topic

## Key questions:

### Where do I live?

- West Hampstead is in London.
- London is the capital city of England.
- England is part of the UK, also known as Great Britain.
- The UK is bordered by four seas:
  - to the south by the English Channel,
  - to the east by the North Sea,
  - to the west by the Irish Sea and the Atlantic Ocean.

### Which other countries are in the U.K?

- England, Wales and Northern Ireland.
- Northern Ireland is part of the land mass of Ireland.
- Each country is represented on the Union flag.

### What are the other capital cities?

- London is the capital city of England.
- Edinburgh is the capital city of Scotland.
- Cardiff is the capital city of Wales.
- Belfast is the capital city of Northern Ireland.

### How do we know about other countries?

- We can use maps and atlases.
- We can speak to people who live there.
- We can use Google Earth.

## Vocabulary

- North, South, East and West – directions on a compass.
- Compass – tells which direction we are going.
- City – a large town.
- Town – lots of houses, other buildings and people.
- Map – a drawing that shows where places are.
- Atlas – a book of maps.
- Capital city – the city where laws and important decisions are made.
- Geography – learning about the Earth.




Compass



Great Britain  
England, Wales, Scotland,  
Northern Ireland.



Map



Atlas.



City.



Town.



# Autumn 2 History Topic

## 1 We are Builders

### How can we find out about the past?

- We can talk to people who are older than us.
- We can look at photos that were taken in the past.
- We can look at photos of or visit old buildings.
- Some buildings are so old that they have fallen down.
- Sources tells us about the past.
- We don't always have photos of the distant past.



### Have buildings changed over time?

- Buildings used to be made from sticks and animal dung (wattle and daub).
- Buildings used to be made mainly from wood.
- Buildings today are mostly brick.
- Buildings look different today.



### Who were Christopher Wren and Zara Hadid?


- They were both architects who designed buildings.
- Their designs are still seen today.
- They were both very famous.
- Their designs were very different.
- Christopher Wren was alive a long time ago.



Zara Hadid





















Christopher Wren











# Autumn 1 Science Topic

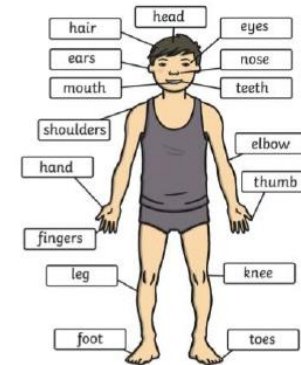
<p><b>Fish</b></p> <div style="display: flex; justify-content: space-around;"> <div>goldfish </div> <div>cod </div> </div> <div style="display: flex; justify-content: space-around;"> <div>shark </div> <div>salmon </div> </div>		
<p><b>Reptiles</b></p> <div style="display: flex; justify-content: space-around;"> <div>snake </div> <div>lizard </div> <div>crocodile </div> </div>		
<p><b>Birds</b></p> <div style="display: flex; justify-content: space-around;"> <div>robin </div> <div>owl </div> </div> <div style="display: flex; justify-content: space-around;"> <div>sparrow </div> <div>woodpecker </div> </div>		
<p><b>Amphibians</b></p> <div style="display: flex; justify-content: space-around;"> <div>frog </div> <div>toad </div> <div>newt </div> </div>		
<p><b>Mammals</b></p> <div style="display: flex; justify-content: space-around;"> <div>cat </div> <div>dog </div> </div> <div style="display: flex; justify-content: space-around;"> <div>horse </div> <div>sheep </div> </div>		

## Animals including humans – Year 1



Key vocabulary to describe the features of different animals	
head	body
eyes	ears
mouth	teeth
leg	tail
wing	claw
fin	scales
feathers	fur
beak	paws
hooves	hair

<b>Carnivores</b> These are animals that eat other animals.		
<b>Herbivores</b> These are animals that only eat plants.		
<b>Omnivores</b> These are animals that eat plants and other animals.		

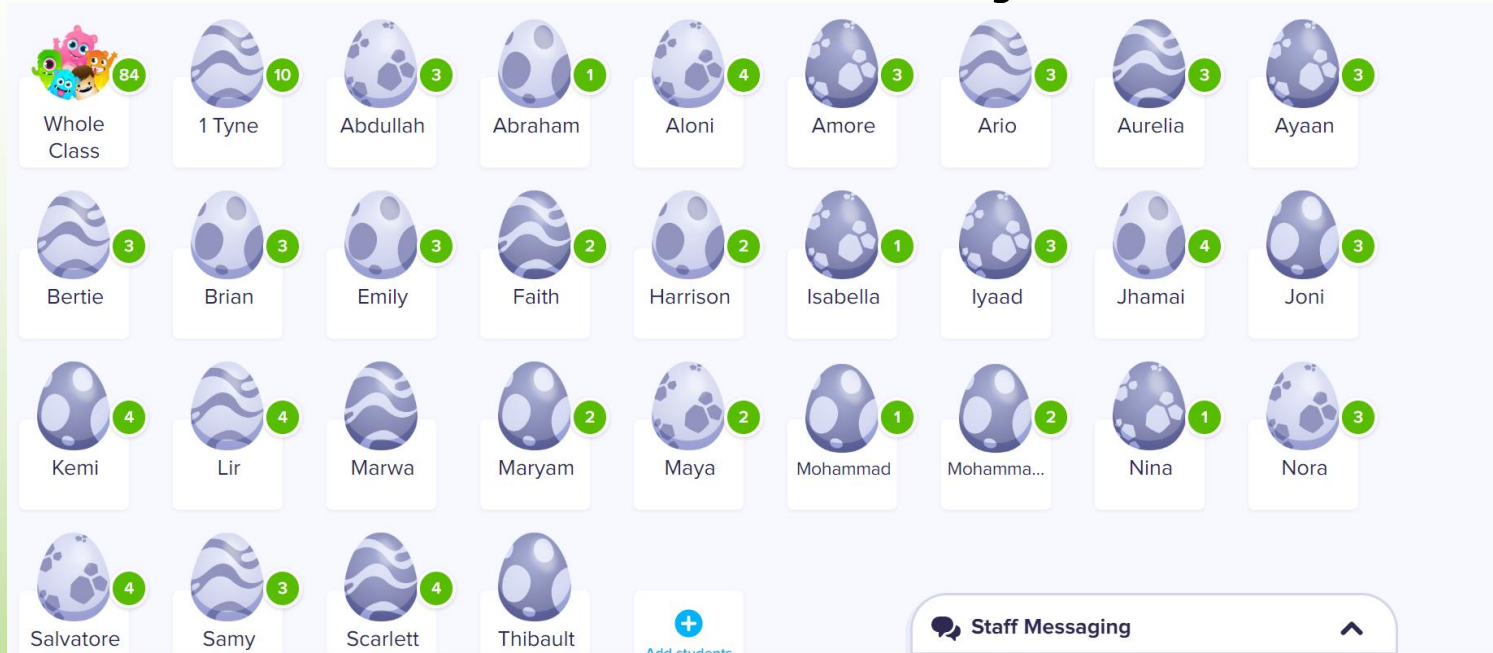
## Parts of the human body



## The 5 senses

Sense	Part of the body it is linked to	
touch		fingers, hands, feet etc
sight		eyes
smell		nose
taste		tongue
hear		ears

# Class Dojo




School prizes  
for every  
50pts earned



# How to help your child at home KS1

- **School readiness** – good night's sleep, breakfast, arriving **on time**, showing an interest in their learning
- **Homework:**
  - Maths with parents - Weekly
  - Reading - 15 minutes a day and noted in reading record for teacher to check
  - Phonics Words of the Week

Words of the Week			Autumn 1 Week 1
<small>To support your child with their word reading, each week we will be sending home a list of the focus sounds/words that your child has been learning in school in addition to their decodable reading books. Please spend time reading these sounds/words at home.</small>			
ai	ee	igh	<b>Tricky words</b> <small>These words cannot be read phonetically as they break some of the phonics rules! Practise reading these words from sight.</small> no go so my by to into out the
		tail main feel deep right fight	
oa	oo	ar	<b>Write</b> <small>Slowly read this sentence to your child and see if they can write it independently using their phonics knowledge.</small> It is good to look at a book.
		road soap food boot hard bar	
or	ur	oo	 <small>Scan this code using a phone or iPad to watch helpful videos and find downloadable resources linked to the sounds.</small>
		born sort surf curl foot took	
ow	oi	ear	
		down town join coil hear near	

# Being smart for school - uniform

- Making the school look smart and professional is a priority for us this year
- For children this means keeping to our school uniform policy:
  - No more “Beckford” badged schoolwear
  - Plain black footwear



# Communication

- Communication is important to us:
  - Any questions can be emailed
  - Catch us at the end of the day with any queries
  - Letters will be emailed to you and uploaded to the website
  - Parents evening will be happening on 8<sup>th</sup>/9<sup>th</sup> November
  - Class Assemblies





# Communication

Use:	For:
<b>Email</b> <a href="mailto:admin@westhampstead.camden.sch.uk">admin@westhampstead.camden.sch.uk</a>  <b>or</b> <b>Telephone 020 7435 8646</b>	<ul style="list-style-type: none"> <li>• Seeking appointments with HT, DHT, SENDCo, phase leader (e.g. bullying/behaviour concern, special needs enquiry, sharing a complaint or concern)</li> <li>• Enquiries about whole-school/admin issues e.g. uniform, payments, after-school and breakfast club, admissions.</li> <li>• Changing arrangements for collecting your child from school.</li> </ul>
<b>Email year group email e.g.</b> <a href="mailto:Year1@westhampstead.camden.sch.uk">Year1@westhampstead.camden.sch.uk</a>	<ul style="list-style-type: none"> <li>• Seeking appointment with your child's class teacher</li> <li>• Enquiries about homework, spellings, reading, the school curriculum, minor behaviour issues</li> <li>• Informing class teacher about something e.g. change in family circumstances.</li> </ul>
<b>Speak to class teacher on playground at end of day</b>	<ul style="list-style-type: none"> <li>• Brief enquiries about homework, spellings, reading, the school curriculum, missing uniform, minor behaviour issues etc</li> <li>• If the conversation will take more than 2 minutes, please email to make an appointment</li> </ul>
<b>Parent app</b>	<ul style="list-style-type: none"> <li>• Booking a parents evening appointment</li> </ul>



# Website

WELCOME TO

## WEST HAMPSTEAD PRIMARY SCHOOL

At West Hampstead our motto is Together, we achieve. Our children exemplify our school motto; walk around our school at any time and you will see children and adults actively engaged in learning. We are very proud of our school and we hope that our website gives you a flavour of what makes us so special.

[Find out more →](#)



- Our new website will be going live soon (date tbc)
- Letters can be found under “Parent Information”

# Website



- The new website aims to be more streamlined than our current site, making it easier for you to find the information you need
  - Letters
  - Term dates
  - Uniform
  - School curriculum
  - Parent and Staff Association (PSA)
- It will also act as a prospectus, helping us appeal to families looking for a new school

If you have any questions, please email them to [admin@westhampstead.camden.sch.uk](mailto:admin@westhampstead.camden.sch.uk)

